



1.50" (38.00mm) Φ 3.70mm 8*8 Single Color Dot Matrix Displays

Features:

- *High dot intensity
- *Wide viewing angle
- *Range of colors
- *Black face white dot
- *RoHS compliant

Available option:

- *Alternative face and dot color
- *Cropped terminal pins
- *Available emitting color
- *Low current version

Electro/Optical Characteristics $I_f=20mA$ $T_a=25^\circ C$

Part Number Row Cathode Column Anode	Part Number Row Anode Column Cathode	Emitting Color	Peak Wavelength	Forward Voltage V_F /Dot		Luminous Intensity I_v /Dot	
				Typ.	Max.	Min.	Typ.
NFM-15882AH-11	NFM-15882BH-11	GaP/GaP Red	700	2.25	2.50	0.40	0.80
NFM-15882AS-11	NFM-15882BS-11	GaAlAs/GaAs SH Hi-Red	660	1.80	2.20	8.00	12.00
NFM-15882AD-11	NFM-15882BD-11	GaAlAs/GaAs DH Super Red	660	1.80	2.20	22.00	28.00
NFM-15882AE-11	NFM-15882BE-11	GaAsP/GaP Orange	632	2.10	2.50	8.00	12.00
NFM-15882AY-11	NFM-15882BY-11	GaAsP/GaP Yellow	585	2.10	2.50	4.00	7.00
NFM-15882AG-11	NFM-15882BG-11	GaP/GaP Green	568	2.20	2.50	7.00	11.00
Units			nm	V		mcd	

Maximum Ratings $T_a=25^\circ C$ (Derate above $25^\circ C$)

Characteristic	Test Condition	Symbol	H	S	D	E	Y	G	Units
Pulse Forward Current Per Dot	1/10duty cycle 0.1ms Pulse width	I_{FP}	50	100	100	100	100	100	mA
DC Forward Current Per Dot		I_F	15	25	25	30	30	30	mA
Reverse Current Per Dot	$V_R=5V$	I_R	10	10	10	10	10	10	μA
Power Dissipation		P_D	40*64	60*64	60*64	80*64	80*64	80*64	mW
Operating Temperature		T_{OPR}	-40 to +80						$^\circ C$
Storage Temperature		T_{TSG}	-40 to +85						$^\circ C$
Lead soldering temperature	1.60mm from body maximum 3 seconds		260						$^\circ C$

Checked

Chen N.H.

Approved

Jason Chen

Date

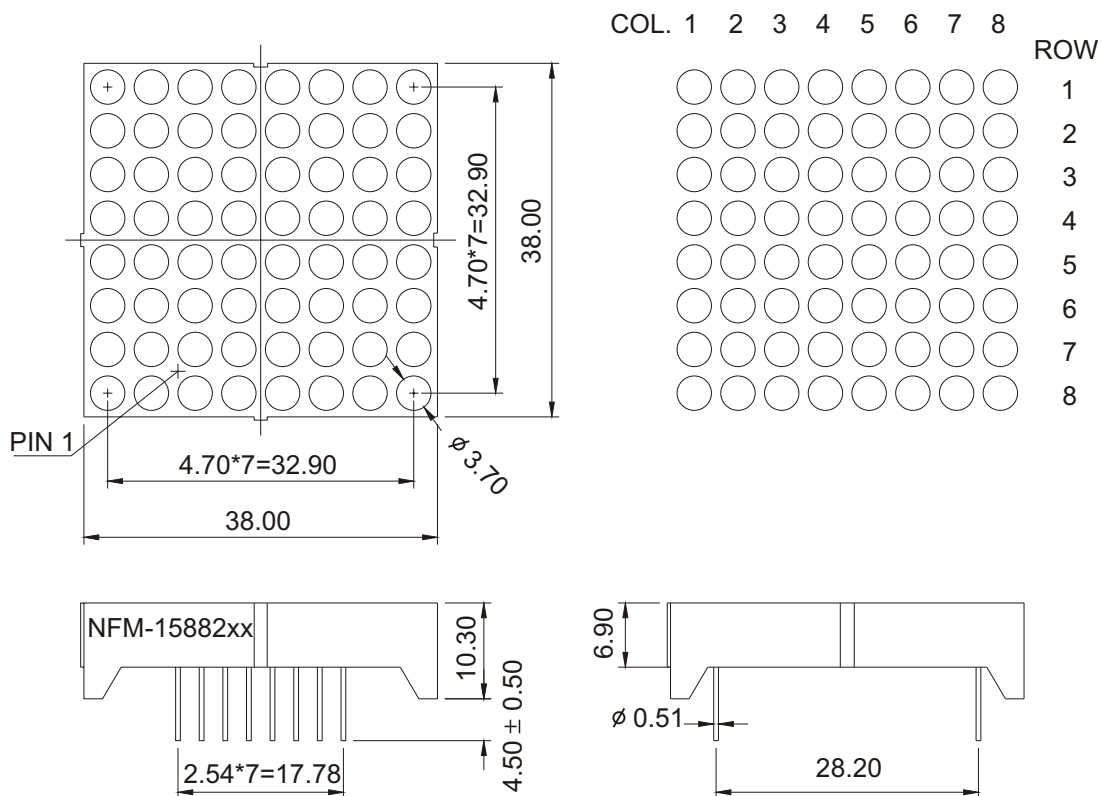
Mar/16/2007

PAGE 1 / 2

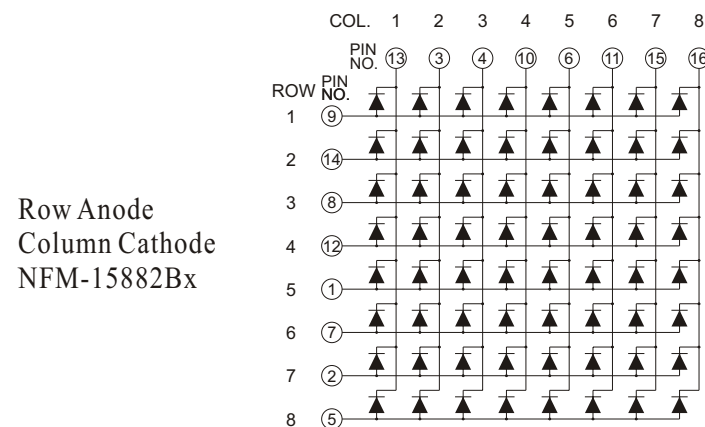
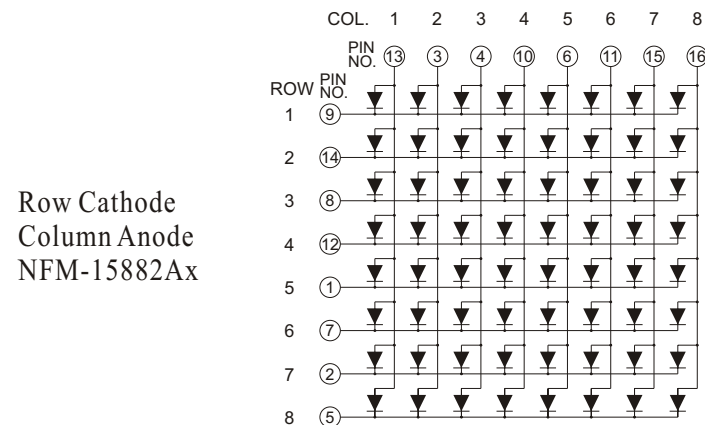


1.50" (38.00mm) Φ 3.70mm 8*8 Single Color Dot Matrix Displays

PACKAGE DIMENSION



INTERNAL CIRCUIT DIAGRAM



Tolerance \pm 0.25mm unless stated

Checked

Chen N.H.

Approved

Jason Chen

Date

Mar/16/2007

PAGE 2 / 2