



1.20" (39.10mm) Φ 3.00mm 5*7 Single Color Dot Matrix Displays

Features:

- *Ultra dot intensity
- *Wide viewing angle
- *Range of colors
- *Black face White dot
- *RoHS compliant

Available option:

- *Alternative face and dot color
- *Cropped terminal pins
- *Available emitting color
- *Low current version

Electro/Optical Characteristics If=20mA Ta=25°C

Part Number Common Cathode	Part Number Common Anode	Emitting Color	Peak Wavelength	Forward Voltage Vf/Dot		Luminous Intensity Iv/Dot	
				Typ.	Max.	Min.	Typ.
NFM-12571AUHR-11	NFM-12571BUHR-11	AlGaInP/GaAs Ultra Red	640	2.00	2.50	40.00	60.00
NFM-12571AUE-11	NFM-12571BUE-11	AlGaInP/GaAs Ultra Orange	632	2.00	2.50	40.00	60.00
NFM-12571AYO-11	NFM-12571BYO-11	AlGaInP/GaAs Ultra Amber	605	2.00	2.50	40.00	60.00
NFM-12571AUY-11	NFM-12571BUY-11	AlGaInP/GaAs Ultra Yellow	590	2.00	2.50	40.00	60.00
NFM-12571AUG-11	NFM-12571BUG-11	AlGaInP/GaAs Ultra Green	574	2.10	2.50	25.00	40.00
NFM-12571APG-11	NFM-12571BPG-11	InGaN/SiC Pure Green	525	3.30	3.80	150.00	200.00
NFM-12571AUB-11	NFM-12571BUB-11	InGaN/SiC Ultra Blue	470	3.30	3.80	40.00	100.00
NFM-12571AUW-11	NFM-12571BUW-11	InGaN/SiC Ultra White	X-0.31/Y-0.31	3.30	3.80	200.00	500.00
Units			nm	V		mcd	

Maximum Ratings Ta=25°C (Derate above 25°C)

Characteristic	Test Condition	Symbol	UHR	UE	YO	UY	UG	PG	UB	UW	Units
Pulse Forward Current Per Dot	1/10 duty cycle 0.1ms Pulse width	I _{FP}	100	100	100	100	100	100	100	100	mA
DC Forward Current Per Dot		I _F	30	30	30	30	30	30	30	30	mA
Reverse Current Per Dot	V _R =5V	I _R	10	10	10	10	10	10	10	10	μA
Power Dissipation		P _D	65*35	65*35	65*35	65*35	75*35	110*35	120*35	120*35	mW
Operating Temperature		T _{OPR}	-40 to +80								°C
Storage Temperature		T _{TSG}	-40 to +85								°C
Lead soldering temperature	1.60mm from body maximum 3 seconds		260								°C

Checked

Chen N.H.

Approved

Jason Chen

Date

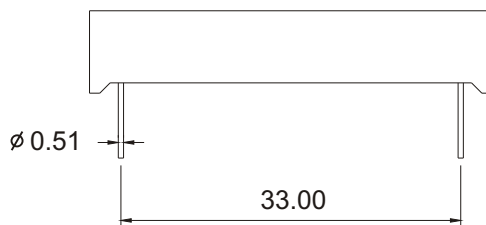
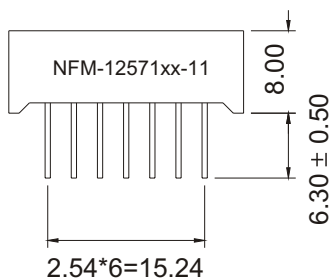
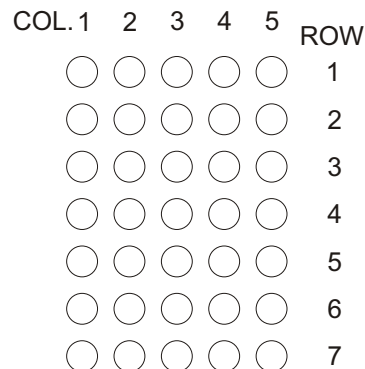
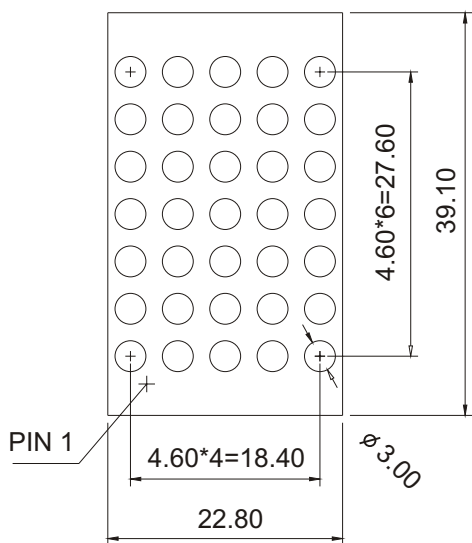
Jul/23/2007

PAGE 1 / 2



1.20" (39.10mm) Φ 3.00mm 5*7 Single Color Dot Matrix Displays

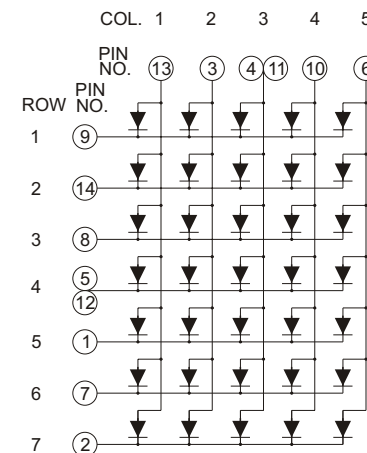
PACKAGE DIMENSION



Tolerance \pm 0.25mm unless stated

INTERNAL CIRCUIT DIAGRAM

Row Cathode
Column Anode
NFM-12571Ax



Row Anode
Column Cathode
NFM-12571Bx

