




12.00"(312.00mm)Single Digit 7 Segment Display

Features:

- *High segment intensity
- *Wide viewing angle
- *Range of colors
- *White face White segment
- *RoHS compliant

Available option:

- *Available emitting color
- *Available segment color
- *Low current version



Electro/Optical Characteristics If=20*4mA Ta=25°C

Part Number Common Cathode	Part Number Common Anode	Emitting Color	Peak Wavelength	Forward Voltage V _F /Seg.(DP)		Luminous Intensity I _v /Seg.(DP)	
				Typ.	Max.	Min.	Typ.
	NFD-120011BS-01	GaAlAs/GaAs SH Hi-Red	660	27.00(9.00)	33.00(11.00)	480.00(160.00)	720.00(240.00)
	NFD-120011BD-01	GaAlAs/GaAs DH Super Red	660	27.00(9.00)	33.00(11.00)	1320.0(440.00)	1680.0(560.00)
	NFD-120011BE-01	GaAsP/GaP Orange	632	31.50(10.50)	37.50(12.50)	480.00(160.00)	720.00(240.00)
	NFD-120011BY-01	GaAsP/GaP Yellow	585	31.50(10.50)	37.50(12.50)	240.00(80.00)	420.00(140.00)
	NFD-120011BG-01	GaP/GaP Green	568	33.00(11.00)	37.50(12.50)	420.00(140.00)	660.00(220.00)
Units			nm	V		mcd	

Maximum Ratings Ta=25°C (Derate above 25°C)

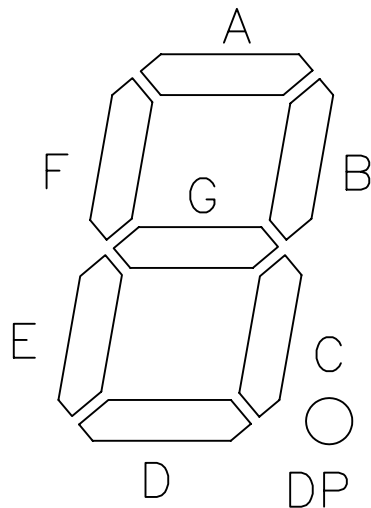
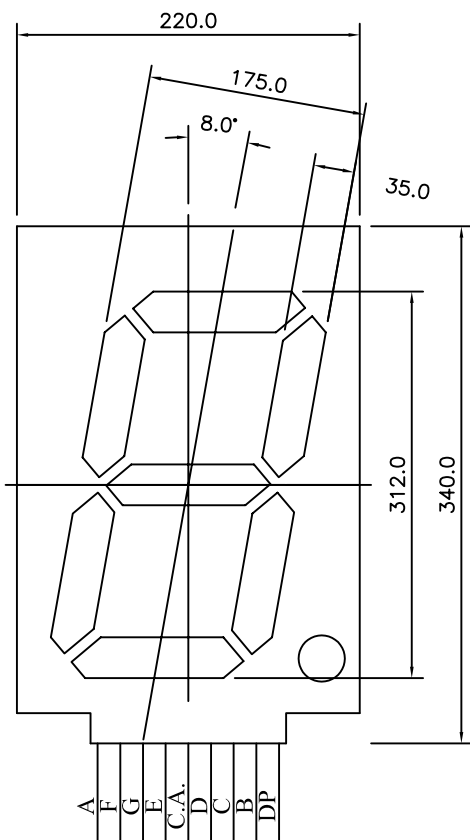
Characteristic	Test Condition	Symbol	S	D	E	Y	G	Units
Pulse Forward Current Per Seg.	1/10 duty cycle 0.1ms Pulse width	I _{FP}	100*4	100*4	100*4	100*4	100*4	mA
DC Forward Current Per Seg.		I _F	25*4	25*4	30*4	30*4	30*4	mA
Reverse Current Per Seg.	V _R =10V	I _R	10	10	10	10	10	μA
Power Dissipation		P _D	60*440	60*440	80*440	80*440	80*440	mW
Operating Temperature		T _{OPR}	-40 to +80					°C
Storage Temperature		T _{TSG}	-40 to +85					°C
Lead soldering temperature	1.60mm from body maximum 3 seconds		260					°C

Checked	Chen N.H.	Approved	Jason Chen	Date	Sep/05/2006	PAGE 1 / 2
---------	-----------	----------	------------	------	-------------	------------



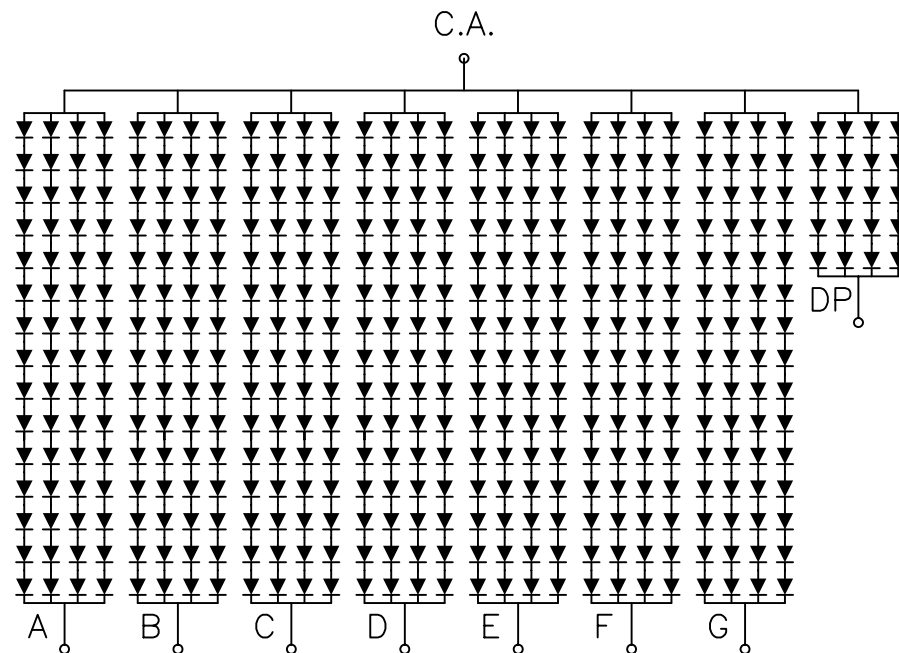
12.00"(312.00mm)Single Digit 7 Segment Display

PACKAGE DIMENSION



INTERNAL CIRCUIT DIAGRAM

Common Anode
NFD-120011Bx



Tolerance $\pm 0.25\text{mm}$ unless stated

Checked

Chen N.H.

Approved

Jason Chen

Date

Sep/05/2006

PAGE 2 /2