




7.00"(176.00mm)Single Digit 7 Segment Display

Features:

- *Ultra segment intensity
- *Wide viewing angle
- *Range of colors
- *White face White segment
- *RoHS compliant

Available option:

- *Alternative face and segment color
- *Alternative font
- *Cropped terminal pins
- *Available emitting color
- *Low current version



Electro/Optical Characteristics If=20mA Ta=25°C

Part Number Common Cathode	Part Number Common Anode	Emitting Color	Peak Wavelength	Forward Voltage V _F /Seg.(DP)		Luminous Intensity I _v /Seg.(DP)	
				Typ.	Max.	Min.	Typ.
	NFD-70011BUHR-01	AlGaInP/GaAs Ultra Red	640	13.30(7.60)	17.50(10.00)	840.00(160.00)	1260.00(240.00)
	NFD-70011BUE-01	AlGaInP/GaAs Ultra Orange	632	14.00(8.00)	17.50(10.00)	5840.00(160.00)	1260.00(240.00)
	NFD-70011BYO-01	AlGaInP/GaAs Ultra Amber	605	14.00(8.00)	17.50(10.00)	840.00(160.00)	1260.00(240.00)
	NFD-70011BUY-01	AlGaInP/GaAs Ultra Yellow	590	14.00(8.00)	17.50(10.00)	840.00(160.00)	1260.00(240.00)
	NFD-70011BUG-01	AlGaInP/GaAs Ultra Green	574	14.70(8.40)	17.50(10.00)	525.00(100.00)	840.00(160.00)
	NFD-70011BPG-01	InGaN/SiC Pure Green	525	23.10(13.20)	26.60(15.20)	3150.00(600.00)	4200.00(800.00)
	NFD-70011BUB-01	InGaN/SiC Ultra Blue	470	23.10(13.20)	26.60(15.20)	840.00(160.00)	1400.00(400.00)
	NFD-70011BUW-01	InGaN/SiC Ultra White	X-0.31/Y-0.31	23.10(13.20)	26.60(15.20)	4200.00(800.00)	11000.00(2000.0)
Units			nm	V		mcd	

Maximum Ratings Ta=25°C (Derate above 25°C)

Characteristic	Test Condition	Symbol	UHR	UE	YO	UY	UG	PG	UB	UW	Units
Pulse Forward Current Per Seg.	1/10 duty cycle 0.1ms Pulse width	I _{FP}	100*3	100*3	100*3	100*3	100*3	100*3	100*3	100*3	mA
DC Forward Current Per Seg.		I _F	30*3	30*3	30*3	30*3	30*3	30*3	30*3	30*3	mA
Reverse Current Per Seg.	V _R =10V	I _R	10	10	10	10	10	10	10	10	μA
Power Dissipation		P _D	65*102	65*102	65*102	65*102	75*102	110*102	120*102	120*102	mW
Operating Temperature		T _{OPR}	-40 to +80								°C
Storage Temperature		T _{TSG}	-40 to +85								°C
Lead soldering temperature	1.60mm from body maximum 3 seconds		260								°C

Checked

Chen N.H.

Approved

Jason Chen

Date

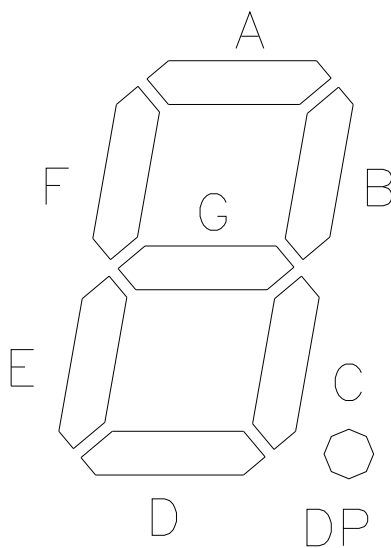
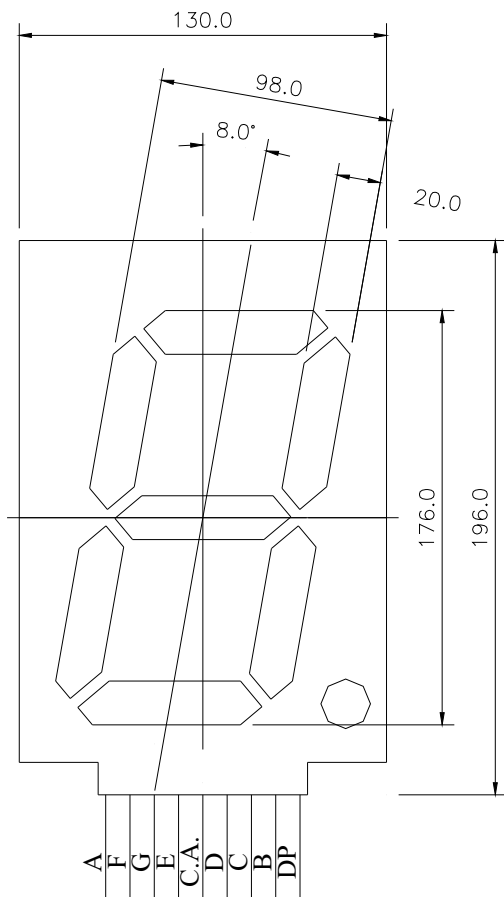
Mar/21/2007

PAGE 1 / 2



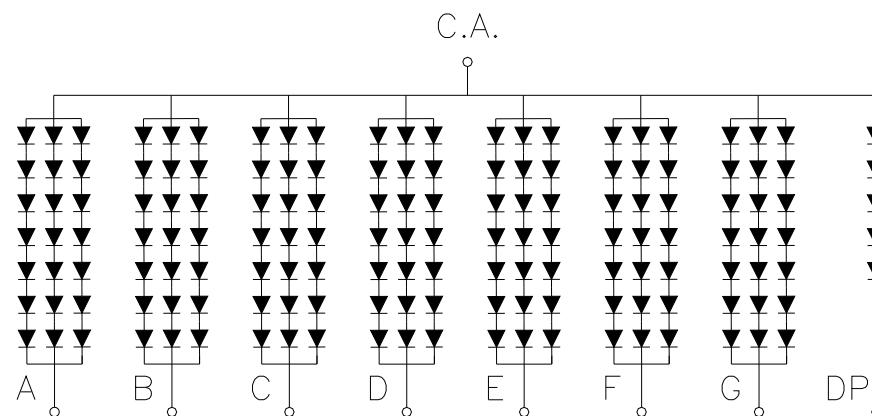
7.00"(176.00mm)Single Digit 7 Segment Display

PACKAGE DIMENSION



INTERNAL CIRCUIT DIAGRAM

Common Anode
NFD-70011Bx



Tolerance $\pm 0.25\text{mm}$ unless stated

Checked

Chen N.H.

Approved

Jason Chen

Date

Mar/21/2007

PAGE 2 /2