



0.30"(7.80mm)Single Digit 7 Segment Display

Features:

- *Ultra segment intensity
- *Wide viewing angle
- *Range of colors
- *Gray face White segment
- *RoHS compliant

Available option:

- *Alternative face and segment color
- *Alternative font
- *Cropped terminal pins
- *Available emitting color
- *Low current version

Electro/Optical Characteristics If=20mA Ta=25°C

Part Number Common Cathode	Part Number Common Anode	Emitting Color	Peak Wavelength	Forward Voltage Vf/Seg.		Luminous Intensity Iv/Seg.	
				Typ.	Max.	Min.	Typ.
NFD-3011EUHR-21	NFD-3011FUHR-21	AlGaInP/GaAs Ultra Red	640	2.00	2.50	40.00	60.00
NFD-3011EUE-21	NFD-3011FUE-21	AlGaInP/GaAs Ultra Orange	632	2.00	2.50	40.00	60.00
NFD-3011EYO-21	NFD-3011FYO-21	AlGaInP/GaAs Ultra Amber	605	2.00	2.50	40.00	60.00
NFD-3011EUY-21	NFD-3011FUY-21	AlGaInP/GaAs Ultra Yellow	590	2.00	2.50	40.00	60.00
NFD-3011EUG-21	NFD-3011FUG-21	AlGaInP/GaAs Ultra Green	574	2.10	2.50	25.00	40.00
NFD-3011EPG-21	NFD-3011FPG-21	InGaN/SiC Pure Green	525	3.30	3.80	150.00	200.00
NFD-3011EUB-21	NFD-3011FUB-21	InGaN/SiC Ultra Blue	470	3.30	3.80	40.00	100.00
NFD-3011EUW-21	NFD-3011FUW-21	InGaN/SiC Ultra White	X-0.31/Y-0.31	3.30	3.80	200.00	500.00
Units			nm	V		mcd	

Maximum Ratings Ta=25°C (Derate above 25°C)

Characteristic	Test Condition	Symbol	UHR	UE	YO	UY	UG	PG	UB	UW	Units
Pulse Forward Current Per Seg.	1/10 duty cycle 0.1ms Pulse width	I _{FP}	100	100	100	100	100	100	100	100	mA
DC Forward Current Per Seg.		I _F	30	30	30	30	30	30	30	30	mA
Reverse Current Per Seg.	V _R =5V	I _R	10	10	10	10	10	10	10	10	μA
Power Dissipation		P _D	65*8	65*8	65*8	65*8	75*8	110*8	120*8	120*8	mW
Operating Temperature		T _{OPR}	-40 to +80								°C
Storage Temperature		T _{TSG}	-40 to +85								°C
Lead soldering temperature	1.60mm from body maximum 3 seconds		260								°C

Checked

Chen N.H.

Approved

Jason Chen

Date

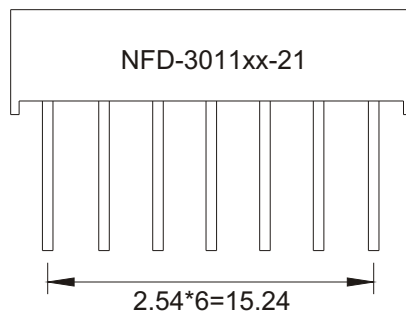
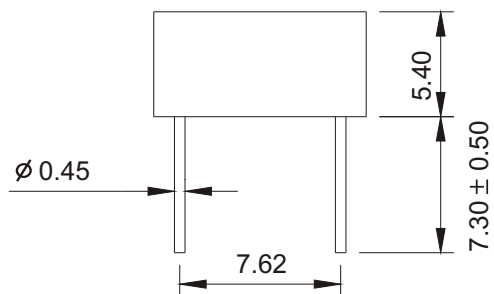
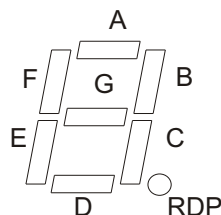
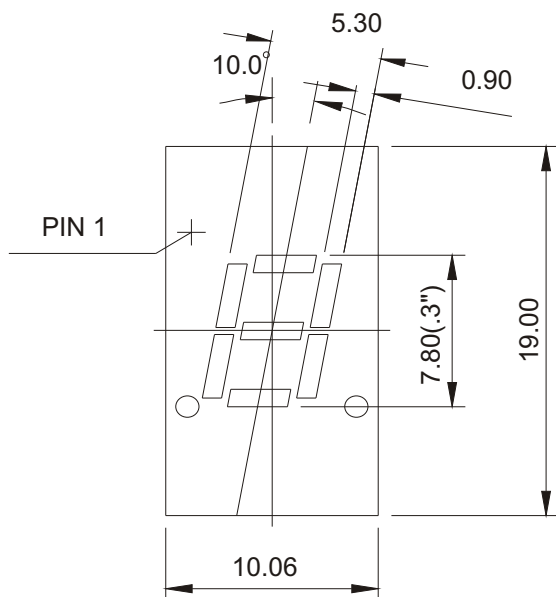
Dec/14/2006

PAGE 1 / 2



0.30"(7.80mm)Single Digit 7 Segment Display

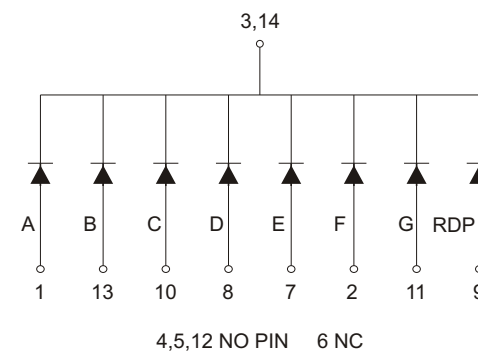
PACKAGE DIMENSION



Tolerance $\pm 0.25\text{mm}$ unless stated

INTERNAL CIRCUIT DIAGRAM

Common Cathode NFD-3011Ex



Common Anode NFD-3011Fx

